

**Lake County Workforce Development Board****Employer Connections Committee****Tuesday, June 16, 2020 at 9:00AM****Zoom Meeting URL:**

<https://zoom.us/j/93424322015?pwd=eDVjQ1ZvcXh5OTISY0JBSVdHUnQ5UT09>

- I. Call to Order**..... Karen Stoneman, Committee Chair
- II. Consent Agenda** Attachment A
- Committee Meeting Minutes: January 21, 2020
- III. Public Comment**
- IV. Chairwoman's Report**..... Karen Stoneman
- V. New Business**
- 1. PY19 & PY20 WIOA Allocations Attachment B
  - 2. Lake County Workforce Development Sector Specialists Attachment C
  - 3. Lake County Economic and Business Recovery Taskforce
  - 4. IWIB Business Engagement Committee
- VI. Updates and Information**
- 1. Local Apprenticeship Initiatives
    - Presentation: College of Lake County
      - Dan Ortego, Apprenticeship Manager, CLC's Career and Job Placement Center
  - 2. Business Service Team Update
    - Workforce Development: 4th Quarter Business Services Outcomes Report Attachment D
  - 3. Regional Business Services Team
  - 4. Lake County Unemployment April Rate: 16.4% Attachment E
  - 5. DCEO Rapid Response Small Business Layoff Aversion Grant Attachment F
  - 6. Covid-19 Related Layoffs Attachment G
- VII. Upcoming Board & Committee Meetings**
- Workforce Development Board Meeting – June 25, 2020
  - Employer Connections Committee Meeting – August 18, 2020

**VIII. Adjournment**

**Lake County Workforce Development Board**  
**Employer Connections Committee**  
**Meeting Minutes**  
**Tuesday, January 21, 2020 at 9:00 AM**  
**Job Center of Lake County, 1 N. Genesee Street, Waukegan, IL**

**Present:** Chairwomen Karen Stoneman, Kevin Considine, Emily Garrity, Demar Harris, Dennis Kessler, Noelle Kischer, Sylvia Johnson Jones, Eric Kurtz, Carlotta Roman, Jennifer Serino

**Absent:** John Bradarich, Arlene Santos-George

**I. Call to Order**..... Karen Stoneman, Committee Chair  
*Chairwoman Stoneman called the meeting to order at 9:01 AM. A quorum was present.*

**II. Consent Agenda**

Attachment A

- Committee Meeting Minutes:
  - October 15, 2018
  - January 15, 2019
  - March 19, 2019
  - May 21, 2019

**Action:** A motion was made by Member Kischer, seconded by Member Kessler, that the consent agenda be approved. The motion carried.

**III. Public Comment**

*There was no public comment.*

**IV. Chairwoman's Report**..... Karen Stoneman

*Chairwoman Stoneman welcomed the committee back after the new year.*

**V. Old**

**Business**

*There was no old business to report.*

**VI. New Business**

**1. Integrated Regional Business Services Team – Presentation**

*Chairwoman Stoneman welcomed Jeff Hubert, Lake County Workforce Development Employment Specialist and member of the Regional Business Services Team to the meeting. Jeff presented on the focus and goals of the integrated business service team. Jeff introduced the Business Services Team staff from*

each local workforce area. He shared how the team addresses the needs of regional businesses, how they have integrated core partner agencies, along with the team discussing challenges and identifying solutions. Staff from every local area in the region are meeting regularly at different locations throughout the region to collaborate on these endeavors.

## 2. Lake County Workforce Development Board's Local Plan

Member Serino reviewed Governor Pritzker's Executive Order 2019-03 with the committee in relation to the local and regional planning efforts. Much discussion was around the board's response and the direction the board will take going forward to better align workforce resources to serve disenfranchised populations in communities throughout Lake County. Member Serino reviewed the Lake County Service Integration Action Plan and the committee discussed promising practices in relation to program access, technology, social media and website functionality, adult & dislocated worker Strategies, and priority of service. Some responses from the committee focused on the following:

- The board need to narrow the focus and concentrate on two specific sectors.
- Create a career pathway strategy.
- Educate the employers on how to utilize career pathways as a retention tool.
- Marketing and communication increased.
- Improve and increase engagement with post-secondary and secondary education.

Member Harris shared to the new manufacturing program with North Chicago Community High School targeting high school seniors. The objective is to create career pathways for high school students, while addressing the local need of manufacturing talent, and providing internships to young adults to skill them up.

## VII. Employer Connections Committee Strategic Plan

### 1. Lake County Workforce Development Ecosystem Update

- Lake County Partners

Member Considine's proxy, Bethany Williams gave the Lake County Partners update. She reviewed the LCP 2019 year in review and gave an update on the Metra More Strategy. Bethany announced that the Big Event for 2020 will be held on May 1st at the Marriott Lincolnshire. The theme will be, Pathways to Success.

- Workforce Development Department

- Workforce Development: 2nd Quarter Business Services Outcomes
- September 2019 Workforce Brief: Employer Led

[Attachment B](#)

[Attachment C](#)

Member Harris reviewed the 2nd Quarter Business Services Outcomes Report and shared some highlights from the September Workforce Brief that was employer led.

- College of Lake County

*Member Kurtz announced they just hired 2 New Talent Development Consultants.*

*Member Kurtz also shared a new grant the college received, Transform Lake County. This is a program that provides full-tuition grants in short-term programs. Additional scholarships are available to cover costs such as transportation, textbooks childcare and more. The goal is to create more equity in the Lake County workforce by offering an education with no cost to the student. Through the leadership of the Illinois Legislative Black Caucus, this grant is funded by the State of Illinois through the Illinois Community College Board.*

*Member Johnson Jones informed the committee that the College of lake Cuntty will launch a new apprenticeship program in August 2020. She requested to present to the committee at the next meeting.*

#### **VIII. Upcoming Board & Committee Meetings**

1. Workforce Development Board Meeting – February 27,2020  
Employer Connections Committee Meeting – March TBD

*Member Stoneman announced that the next Board meeting is scheduled for February 27 at the Lake County Federation of Teachers, 248 Ambrogio Drive, Gurnee.*

*Chairwoman proceeded to facilitate a conversation to find a standing meeting time for the next year. It was decided to keep the meetings on the third Tuesday of the month going forward.*

#### **IX. Adjournment**

**A motion was made by member Kessler and seconded by member Johnson Jones that the meeting be adjourned.**

*The meeting was adjourned at 10:13 AM.*

**Lake County Workforce Development Board  
Employer Connections Committee  
June 16, 2020**

- Workforce Innovation & Opportunity Act PY20 Allocations in the amount of \$6,580,878.
- Workforce Innovation & Opportunity Act PY19 Revised Allocations in the amount of \$40,000.

**WIOA PY20 Title I Allocations**

The State of Illinois has issued WIOA Title I Adult, Dislocated Worker, and Youth Activities Program Allocations for Program Year 2020 (PY20) beginning July 1, 2020. Lake County is receiving a total allocation in the amount of \$6,580,878.

<b>Funding Type</b>	<b>PY20 Allocation</b>	<b>PY19 Allocation</b>	<b>+/-</b>
Adult	\$1,981,804	\$1,353,304	\$628,500
Dislocated Worker	\$2,502,700	\$1,818,039	\$684,661
Youth	<u>\$2,096,374</u>	<u>\$1,405,651</u>	<u>\$690,723</u>
	<b>\$6,580,878</b>	<b>\$4,576,994</b>	<b>\$2,003,884</b>

**WIOA PY19 Title I Revised Allocations**

The State of Illinois has issued revised formula allocations for PY19 for the Adult, Dislocated Worker, and Youth funding streams under Title I of the Workforce Innovation and Opportunity Act (WIOA). Lake County is receiving a total restoration allocation in the amount of \$40,000.

<b>Funding Type</b>	<b>PY19 Allocation</b>	<b>PY19 Revised Allocation</b>	<b>+/-</b>
Adult	\$1,353,304	\$1,366,419	\$13,115
Dislocated Worker	\$1,818,039	\$1,832,105	\$14,066
Youth	<u>\$1,405,651</u>	<u>\$1,418,470</u>	<u>\$12,819</u>
	<b>\$4,576,994</b>	<b>\$4,616,994</b>	<b>\$40,000</b>



# BUSINESS SERVICES TEAM

## EMPLOYMENT SPECIALISTS

The employment specialists are a fundamental part of the Workforce Development Department and are responsible for fostering and maintaining business relationships, conducting targeted recruitment activities, and creating customized recruitment plans.



**Wilson Giraldo**

847-377-3453

WGiraldoHernandez2@lakecountyiil.gov

- PROFESSIONAL SERVICES
- INFORMATION TECHNOLOGY
- EDUCATION

**Reginald Gaines**

847-377-3436

RGaines@lakecountyiil.gov

- MANUFACTURING
- TRANSPORTATION, DISTRIBUTION, AND LOGISTICS
- CONSTRUCTION



**Maureen Mueller**

847-377-3431

MMueller@lakecountyiil.gov

**Pamela Walker**

847-377-3433

PWalker@lakecountyiil.gov

**YOUNG ADULTS**

**Jeffrey Hubert**

847-377-3437

JHubert@lakecountyiil.gov

- HEALTHCARE
- RETAIL & FOOD SERVICE
- ALL OTHER INDUSTRIES





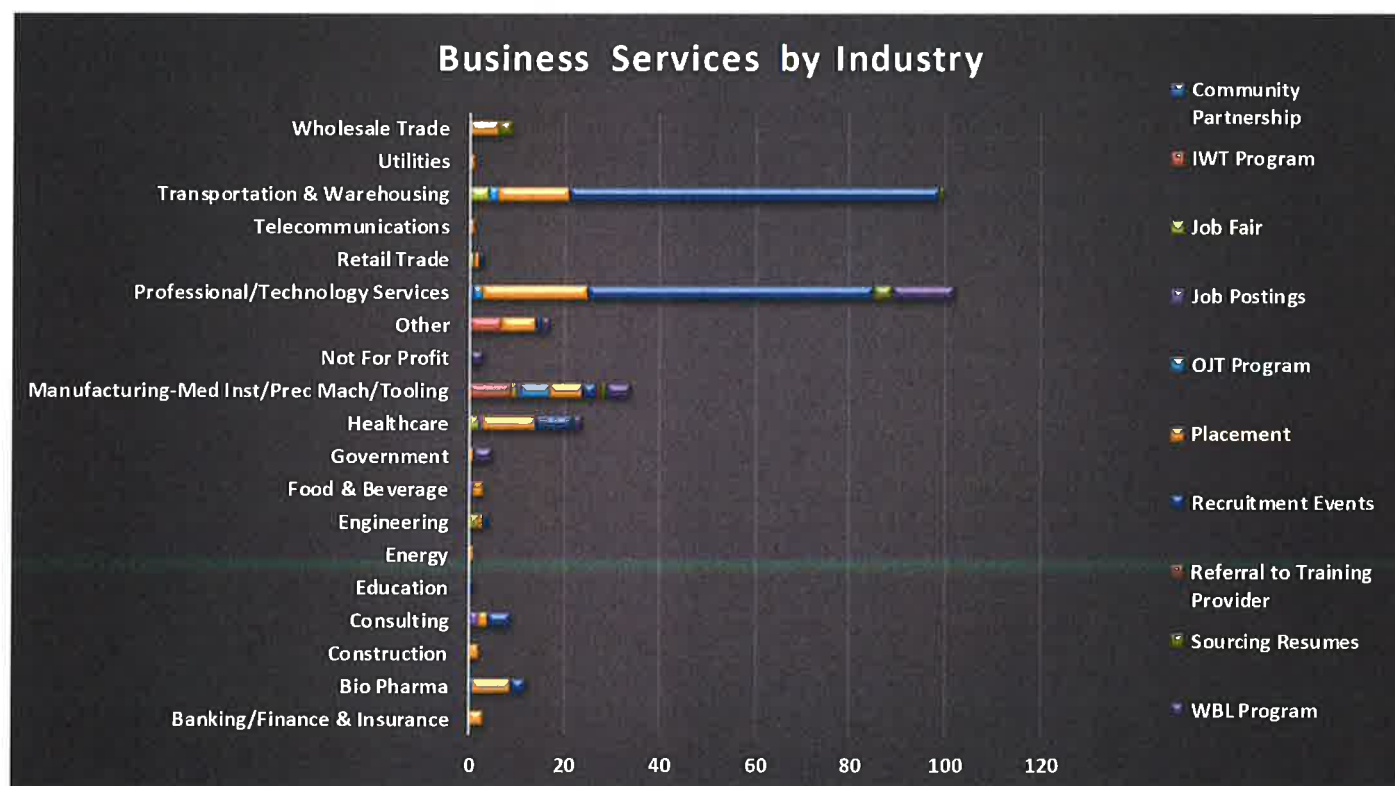
## Workforce Development: 4<sup>th</sup> Quarter Business Services Outcomes July 1<sup>st</sup>, 2019 – June 30<sup>th</sup>, 2020

### Key Terms

- **Job Center Customers:** The Job Center of Lake County provides employment services (e.g. job fairs, workshops, sourcing resumes) to the public; individuals do not have to meet eligibility requirements to receive these basic services.
- **WIOA Participants:** Individuals enrolled in employment service programs which are funded by WIOA Title I funds; individuals must meet eligibility requirements to receive these services. Programs include Training and Work-Based Learning.
- **Training:** Participants purchase training services from eligible providers they select in consultation with the career planner. Training programs must be occupational in nature in high demand industries and must lead to the attainment of an occupational skill certificate, industry recognized certification, and/or licensure.
- **Work-Based Learning (WBL):** These programs allow participants to earn an income while gaining critical job skills on-site with an employer. WBL programs include: On-the-Job Training (OJT), Incumbent Worker Training (IWT), and youth/adult Internships.

### Business Services Offered at the Job Center

**Business Services by Industry (below):** Survey of business services provided by the Workforce Development Department to employers within Lake County. Employers are grouped by industry. Industries that received the most business services include: Professional/Technology (over 100 services), and Transportation and Warehousing (over 90 services).



## Work-Based Learning Business Services

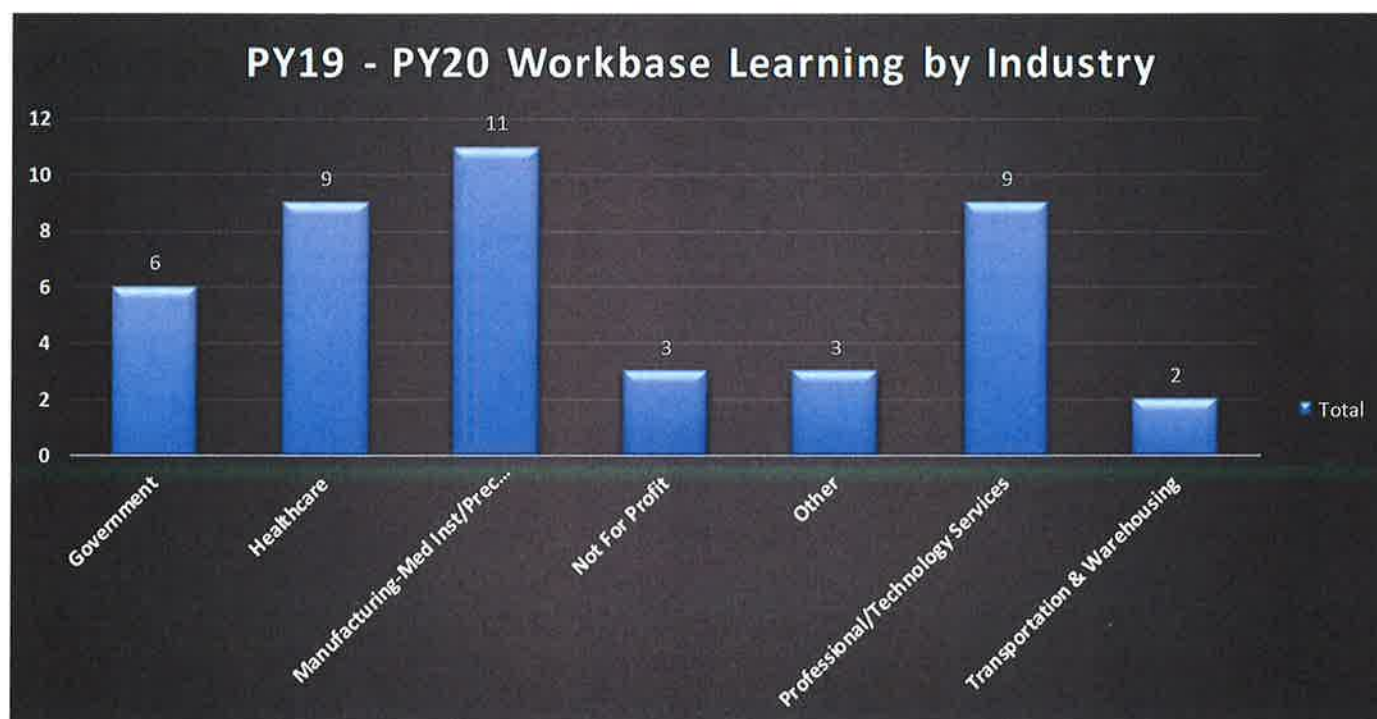
**Employers Receiving Incumbent Worker Training (IWT) & On-The-Job Training (OJT) Services (below):** Nine (9) individuals have been trained through the On-The-Job Training grant to date (\$77,595) and Two-Hundred and Sixty-Five (265) individuals have been trained by their employer through the Incumbent Worker Grant (\$218,546), and Thirty-Four (34) individuals have been placed in work base learning/internship opportunities (\$429,100).

<u>Program</u>	<u>Company</u>	<u>Employees Trained</u>	<u>Dollar Amount of Assistance</u>	<u>City</u>
IWT	A.L Hansen	49	\$39,151	Waukegan
IWT	Burgess	8	\$11,775	Libertyville
IWT	Closs Tires	3	\$3,435	Waukegan
IWT	Complete Care Automotive	4	\$2,880	Libertyville
IWT	D Wells Auto	1	\$720	Gurnee
IWT	Dukas Auto Repair	2	\$1,440	Zion
IWT	Eirich Machines	29	\$23,595	Gurnee
IWT	Gages Lake Auto Group	7	\$6,315	Gages Lake
IWT	Klein Tools	30	\$28,700	Lincolnshire
IWT	LG Automotive	4	\$4,155	Lake Villa
IWT	Mitsubishi Chemical Advanced Materials	8	\$6,422	Libertyville
IWT	Peer Chain	10	\$4,800	Waukegan
IWT	RF Technologies	5	\$9,539	Buffalo Grove
IWT	Dick Strang Automotive	3	\$3,435	Waukegan
IWT	Swiss Automation	8	\$19,984	Barrington
IWT	Woodland Foods	94	\$52,200	Waukegan
<b>IWT Total Trained</b>		<b>265</b>	<b>Total Obligated/Spent \$218,546</b>	
OJT	A.L Hansen	4	\$38,295	Lake Forest
OJT	Phoenix Marketing	1	\$9,000	Mundelein
OJT	Swiss Automation	1	\$7,250	Naperville
OJT	Top Line Transportation	2	\$14,500	Waukegan
OJT	Waukegan Housing Authority	1	\$8,550	Waukegan
<b>OJT Total Trained</b>		<b>9</b>	<b>Total Obligated/Spent \$77,595</b>	
WBL	Lake County Assessor	3	\$45,000	Waukegan
WBL	Black Chamber	1	\$18,000	Waukegan
WBL	Closs Tires	2	\$19,200	Waukegan
WBL	Colborne Foodbotics	1	\$1,883	Waukegan



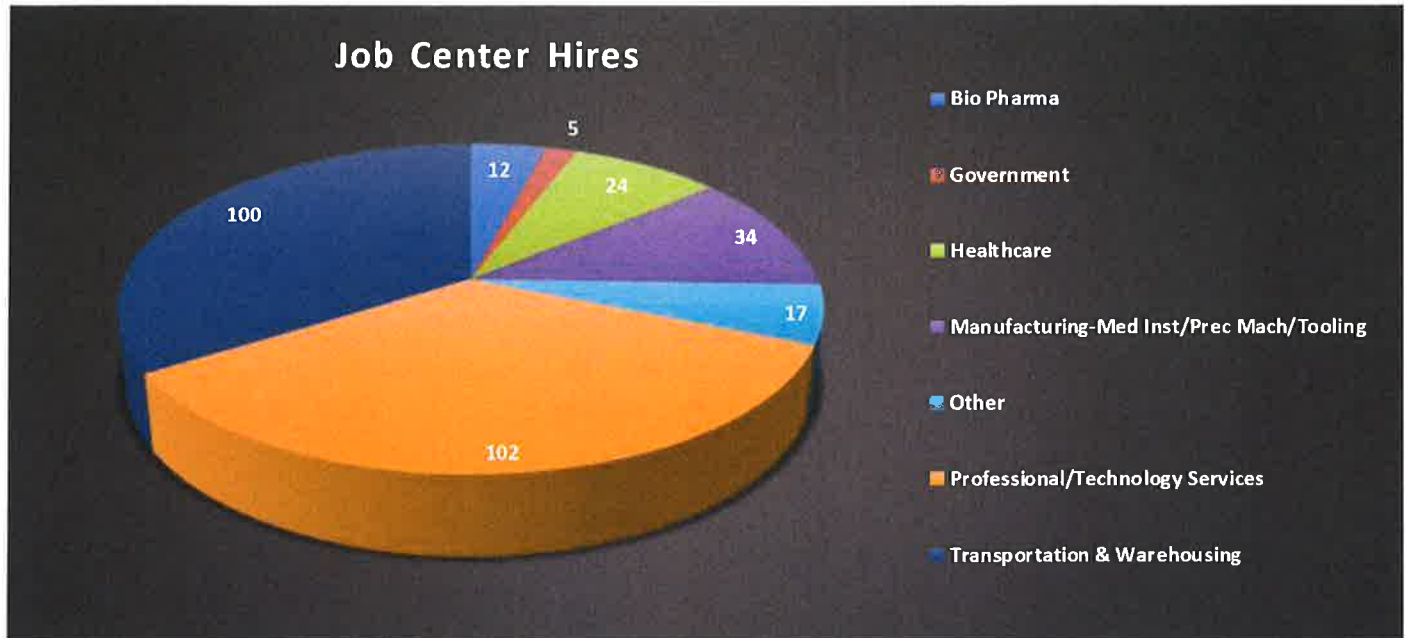
WBL	DOT	1	\$17,000	Waukegan
WBL	Eleni New York Inc	1	\$18,000	Waukegan
WBL	Gage Lake Auto	1	\$8,400	Grayslake
WBL	GF Machining	1	\$3,215	Lincolnshire
WBL	Lake County Coroner	1	\$11,200	Waukegan
WBL	Lake County Job Center	3	\$33,600	Waukegan
WBL	Lake County Health Department	7	\$108,850	Waukegan
WBL	Mainstay Clinic Family Care	2	\$22,350	Waukegan
WBL	NYPRO	3	\$9,302	Gurnee
WBL	Phoenix Marketing Services	1	\$18,000	Mundelein
WBL	Public Works	1	\$14,000	Libertyville
WBL	United Way	3	\$48,000	Waukegan
WBL	Waukegan Housing Authority	2	\$33,100	Waukegan
<b>WBL Total</b>		<b>34</b>	<b>Total Obligated/Spent \$429,100</b>	

**Industries Impacted by OJTs & Internships (below):** Forty-Three (43) total Internships & OJTs were established within Nine (7) industries.

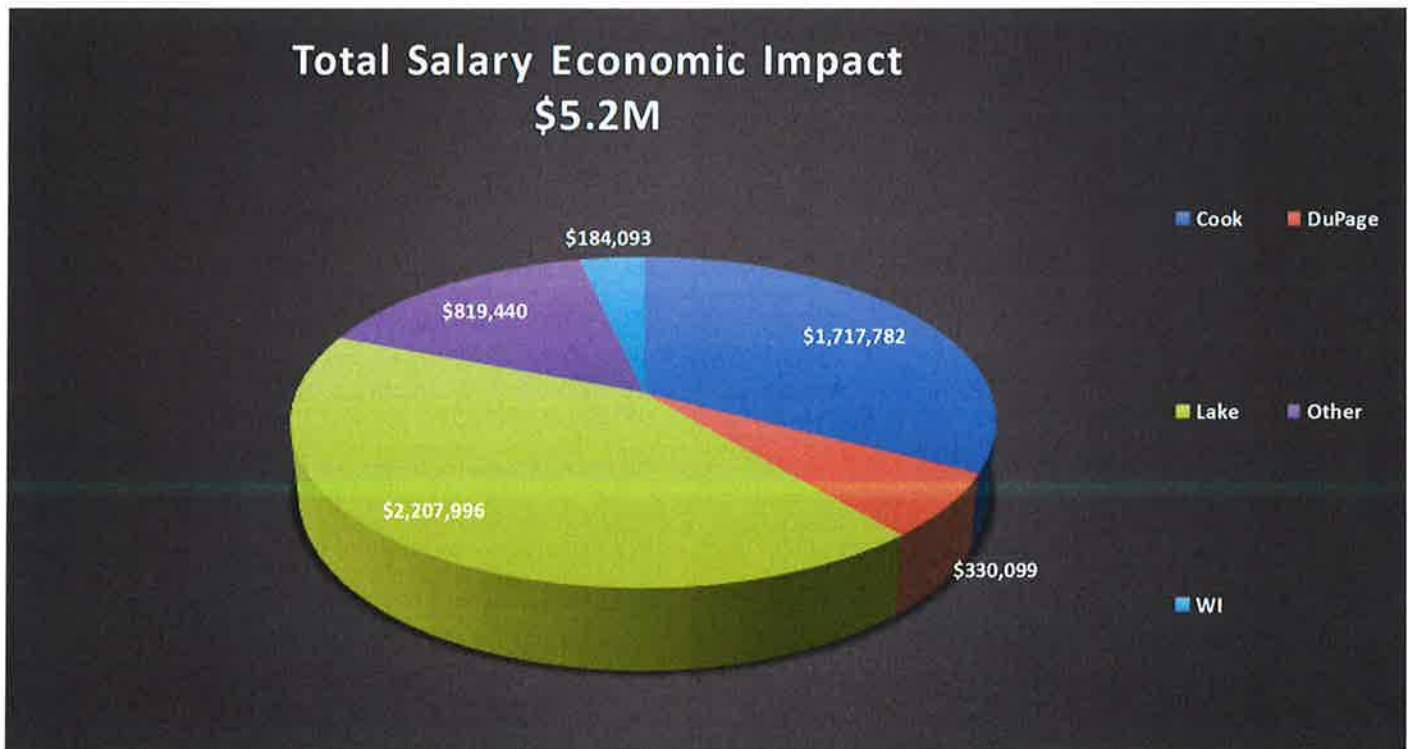


## Economic Impact

**Hires Per Industry (below):** Two Hundred Ninety-Four (294) individuals received employment services through the Job Center and were hired in 7 industries.

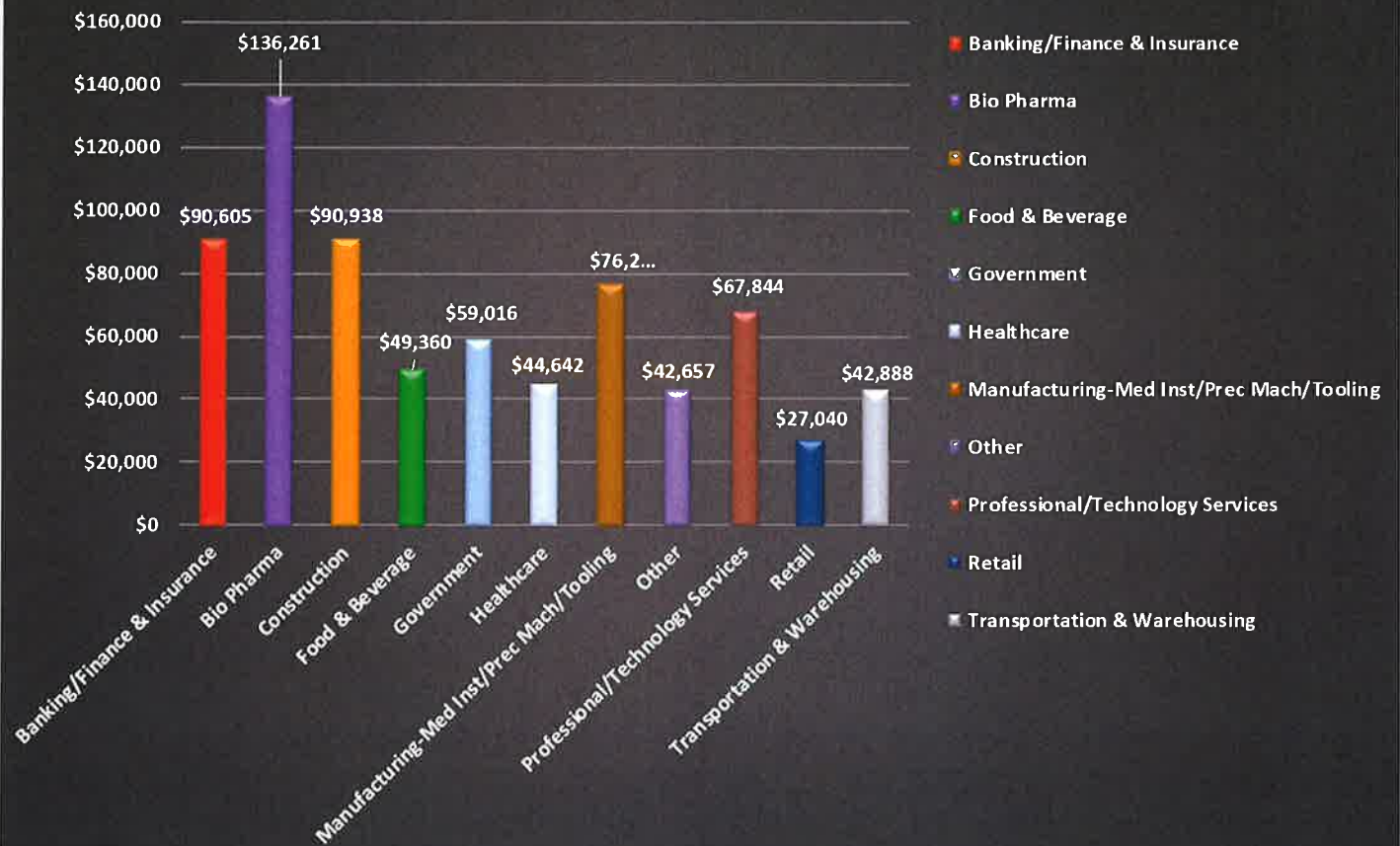


**Participant Wages Earned by County:** Employers within Eight (5) Counties have hired WIOA Participants generating a total wage revenue for WIOA clients of **(\$5,200,000.00)**.



**WIOA Participant Salary Per Industry (below):** Average salary of hired WIOA participants exited from WIOA training per industry. Highest average wages are earned within Bio Pharma (\$136,261), Construction (\$90,938), Banking and Finance (\$90,605), and Professional Technology Services (\$67,844).

## Average Trainee Salary Per Industry





JB Pritzker, Governor  
Thomas D. Chan, Acting Director

## NEWS RELEASE

### FOR RELEASE:

May 21, 2020

### CONTACT:

Sam Salustro | 312.550.1582 | Rebecca Cisco | 217.524.1219  
[sam.salustro@illinois.gov](mailto:sam.salustro@illinois.gov) | [rebecca.cisco@illinois.gov](mailto:rebecca.cisco@illinois.gov)

## Illinois Unemployment Rate Rises to 16.4% Amid COVID-19 Pandemic

**SPRINGFIELD** – The Illinois Department of Employment Security (IDES) announced today that the unemployment rate jumped +12.2 percentage points to 16.4 percent, while nonfarm payrolls shed -762,200 jobs in April, as the COVID-19 pandemic continued to impact Illinois businesses and households, based on preliminary data provided by the U.S. Bureau of Labor Statistics (BLS) and released by IDES. The monthly unemployment rate rose to a new record high since current methodologies were enacted in 1976 and the monthly decline in nonfarm payroll jobs also set a record. The March monthly change in payrolls was revised from the preliminary report from -34,100 to -60,900 jobs. The March unemployment rate was also revised from the preliminary report, from 4.6 percent to 4.2 percent, as a result of a downward revision to the number of people in the labor force in March.

The April payroll jobs estimate and unemployment rate reflects activity for the week including the 12th. The BLS has published [FAQs](#) for the April payroll jobs and the unemployment rate.

The state's unemployment rate was +1.7 percentage point higher than the record high national unemployment rate reported for April, which was 14.7 percent, up +10.3 percentage points from the previous month. The Illinois unemployment rate was up +12.2 percentage points from a year ago when it was 4.2 percent.

The three-month average Illinois payroll employment estimate was down -278,200 jobs during the February to April three-month period, compared to the January to March three-month period. The largest average declines were found in Leisure and Hospitality (-107,800), Trade, Transportation and Utilities (-37,700) and Professional and Business Services (-36,800).

"The COVID-19 pandemic has had an unprecedented impact on our economy, as has been the case in states across the nation," said Deputy Governor Dan Hynes. "As we move to safely reopen much of our economy, we are focused on ensuring working families and small business have the resources they need to recover, and we urge the federal government to step up and provide additional relief."

"As Illinois tackles this unprecedented crisis, Governor Pritzker has taken action to support a swift public health recovery that will in turn enable residents and businesses to make an economic recovery," said Erin Guthrie, Director of the Department of Commerce and Economic Opportunity. "This administration's focus on workforce development, rebuilding our crumbling infrastructure, and creating new industries will help us start to bring Illinoisans back to work and rebuild our economy."

Compared to a year ago, nonfarm payroll employment decreased by -822,800 jobs, with losses across all major industries. The industry groups with the biggest jobs decreases were: Leisure and Hospitality (-320,500), Professional and Business Services (-119,800) and Trade, Transportation and Utilities (-110,000). Illinois nonfarm payrolls were down -13.4 percent over-the-year as compared to the nation's -12.9 percent over-the-year decline in April.

The number of unemployed workers increased dramatically from the prior month, a +280.3 percent increase to 1,004,400, a new record high, and was up +270.6 percent over the same month for the prior year. The labor force was down -2.9 percent over-the-month and -5.2 percent over-the-year. The unemployment rate identifies those individuals who are out of work and seeking employment.

An individual who exhausts or is ineligible for benefits is still reflected in the unemployment rate if they actively seek work. IDES maintains the state's largest job search engine, [Illinois Job Link](#) (IJL), to help connect jobseekers to employers who are hiring, which recently showed 186,374 posted resumes with 62,412 jobs available.





JB Pritzker, Governor  
Thomas D. Chan, Acting Director

## NEWS RELEASE

### Seasonally Adjusted Unemployment Rates

	Apr-20	Mar-20	Apr-19	3-month Moving Average	Over-the- Month Change	Over-the- Year Change
Illinois	16.4%	4.2%	4.2%	7.9%	12.2	12.2
U.S.	14.7%	4.4%	3.6%	7.5%	10.3	11.1

### Illinois Seasonally Adjusted Nonfarm Jobs – by Major Industry

	Apr-20 Current *	Mar-20 Prior month**	Apr-19 Year Ago	Over the Month	Over the Year	3-month Moving Avg	Change from Previous 3-month Moving Avg
IL - Total Nonfarm	5,298,700	6,060,900	6,121,500	-762,200	-822,800	5,827,100	-278,200
IL - Mining	7,300	8,000	8,600	-700	-1,300	7,700	-200
IL - Construction	200,700	223,300	229,400	-22,600	-28,700	216,900	-8,400
IL - Manufacturing	522,900	573,900	588,700	-51,000	-65,800	557,700	-18,000
IL - Trade, Transportation, and Utilities	1,096,000	1,195,800	1,206,000	-99,800	-110,000	1,165,200	-37,700
IL - Information	88,500	95,500	95,100	-7,000	-6,600	93,500	-2,500
IL - Financial Activities	402,100	410,600	410,700	-8,500	-8,600	408,500	-3,600
IL - Professional and Business Services	827,500	921,300	947,300	-93,800	-119,800	893,900	-36,800
IL - Educational and Health Services	858,900	945,700	936,000	-86,800	-77,100	918,200	-30,700
IL - Leisure and Hospitality	301,000	596,300	621,500	-295,300	-320,500	506,900	-107,800
IL - Other Services	207,400	255,100	255,900	-47,700	-48,500	240,100	-17,000
IL - Government	786,400	835,400	822,300	-49,000	-35,900	818,600	-15,300
* Preliminary							
** Final							

- 2015-2019 seasonally adjusted labor force data for Illinois, and all other states, have been revised as required by the U.S. Bureau of Labor Statistics (BLS). The monthly historical revisions to state labor force estimates reflect new national benchmark controls, state working-age population controls, seasonal factors, as well as updated total nonfarm jobs and unemployment benefits claims inputs. Illinois labor force data were also smoothed to eliminate large monthly changes as a result of volatility in the monthly Census Population Survey (CPS) and national benchmarking. For these reasons, the comments and tables citing unemployment rates in previous news releases/materials may no longer be valid.
- Monthly seasonally adjusted unemployment rates for Illinois and the Chicago-Naperville-Arlington Heights Metropolitan Division are available [here](#).
- Monthly 2011-2019 seasonally adjusted nonfarm payroll employment data for Illinois have been revised. To control for potential survey error, the estimates are benchmarked annually to universal counts derived primarily from unemployment insurance tax reports.
- Not seasonally adjusted jobs data with industry detail are available [here](#). "Other Services" include activities in three broad categories: personal and laundry; repair and maintenance; and religious, grant making, civic and professional organizations. Seasonally adjusted data for subsectors within industries are not available.

#### About the Department of Employment Security

The Illinois Department of Employment Security (IDES) provides vital employment services to Illinois workers, employers, and job seekers with resources including [Job Fairs](#) and [Illinois Job Link](#), analyzes and disseminates actionable [Labor Market Information](#), and administers the [Unemployment Insurance Program](#). To see the full range of services provided by IDES, and for the latest news concerning the department, visit [IDES.Illinois.gov](https://www.ides.illinois.gov).

###



**Lake County Workforce Development Board  
Employer Connections Committee  
June 16, 2020**

**DCEO Rapid Response Small Business Layoff Aversion Grant**

**Background:**

The Office of Employment and Training (OET) has been reviewing applications in accordance with [WIOA Notice 19-NOT-02](#) (in the order that they were received). The Department received more than 300 applications requesting more than \$7 million. OET logged all of the applications that were received through Friday], May 8, 2020 (286 applications requesting \$6.8 million).

The Lake County Workforce Development Board received 23 applications requesting more than \$572,470 in grant funds – in total we had 61 inquiries. Below is the list of employers who have currently been granted the Rapid Response Small Business Layoff Aversion Grant funds for LWIA 1.

LWIA 1											
Application Submitted	Number of Applications	Employer Name	Employer City	Industry	Number of Employees	Number of Jobs Saved	Annual Wages Saved	Layoff Aversion	Application	Amount Requested	Amount Committed
4/24/2020	1	NOSCO	Gurnee village	Manufacturing (NAICS 31-33)	527	524	\$35,491,850.00	Supply Chain Issues	Application Approved	\$44,532.26	\$44,532.26
4/24/2020	1	Sunset Food Mart	Highland Park	Food and Beverage Stores (NAICS 445)	650	650	\$20,000,135.00	Supply Chain Issues	Application Approved	\$35,903.00	\$35,903.00
5/6/2020	1	Collision Solution	Zion	Automotive	5	5	\$130,000.00	Declining Sales	Application Approved	\$11,807.00	\$6,607.00
5/6/2020	1	Jstone dba Endoplus	Mundelein	Medical	16	16	\$1,012,000.00	Declining Sales	Application Approved	\$49,571.00	\$23,000.00
5/3/2020	1	PADS Lake County	Waukegan	Waukegan	30	1	\$17,000.00	Other	Application Approved	\$14,000.00	\$13,900.00

- Collision Solution - Deducted cost of surveillance system because it's over \$5K/unit max.
- Jstone - Deducted \$26,568.50 from funding request for product development costs, marketing (product demo) and black belt certification for staff.

**Lake County Workforce Development Board  
Employer Connections Committee  
June 16, 2020**

**Rapid Response/Layoff Assistance Activity during COVID-19 and prior to COVID-19**

**Background:**

Lake County Workforce Development Department (LCWD) and Workforce Development Board have an established Rapid Response team that assist Lake County employers with consolidation, restructuring, layoffs, and downsizing assistance. The Rapid Response team consist of Department of Commerce and Economic Opportunity (DCEO), Illinois Department of Employment Security (IDES), Lake County Workforce Development (LCWD), and Employee Benefits Security Administration (EBSA).

Lake County has experienced increased temporary and permanent layoffs within the Retail, Hospitality, Food Service, Entertainment, Manufacturing, and Consumer Goods Industries. The local rapid response team is conducting virtual and physical layoff assistance and guidance for events affecting over 2000 workers within a variety of industries. LCWD has been engaged with each of these employers and has delivered Zoom Meetings, Employment and Training resources, Direct Hire opportunities, Source resumes of those affected by current layoffs, and provided Unemployment Insurance resources to the impacted workers and employers, along with giving each employer legislative updates that could positively affect their operations. The virtual layoff events provide stability, comfort, and increased opportunities for the impacted workers and the businesses itself.

**Most recent Temporary and Permanent Layoffs related to COVID-19 include:**

<b><u>Company</u></b>	<b><u>City</u></b>	<b><u>Layoff Date</u></b>	<b><u>Career Fields/Departments</u></b>	<b><u>Impacted Workers</u></b>
HTRS (Hooters)	Gurnee	03/23/2020	Food Service	50
Kemper Valve & Fittings Corp	Island Lake	06/01/2020	Manufacturing-Supplier	110
Dental Arts Laboratory	Lincolnshire	03/19/2020	Service- Office of Dentistry Industry	3
Impact Networking	Lake Forest	03/18/2020	Information Technology Services	103
XSport Fitness	Libertyville	03/18/2020	Recreation and Physical Fitness	72
Barrington Orthopedics Specialist	Buffalo Grove	03/30/2020	Surgical Appliance	40
Goddard School	Buffalo Grove	04/01/2020	Education and Secondary Schools	11
Hyatt Regency	Deerfield	03/23/2020	Hotel	70
Starbucks	Lake Forest	03/24/2020	Retail	85
Popeyes	Lake Forest	03/24/2020	Retail	85
California Kitchen	DeerPark	03/24/2020	Restaurant/Retail	85
Medical Management Solutions	Wauconda	03/20/2020	Healthcare	1
Gerber Collision and Glass	Highland Park	03/27/2020	Automotive	7
Great Wolf Lodge	Gurnee	04/02/2020	Hospitality-Entertainment	648
Precision Resources	Vernon Hills	04/04/2020	Manufacturing	104
Jewish Council for Youth Services	Highland Park and Buffalo Grove	04/10/2020	Nonprofit Organization	98
ZF Services	Vernon Hills	03/30/2020	Manufacturing	52
Power Home Remodeling Group	Gurnee/Chicago	04/06/2020	Construction	133
CineMark	Deerpark	03/26/2020	Entertainment/Theatre	20
Jewish Community Center- JCC	Lake Zurich	04/13/2020	Education/Secondary Schools	22
Bed Bath Beyond	Deerfield and Gurnee	04/01/2020	Retail	67
Vision Works	Gurnee and Vernon Hill's	04/04/2020	Retail	27
Eat'n Park Hospitality Group Inc.	Lake Forest	03/15/2020	Hospitality	83
Regal Cinema	Lincolnshire/Round Lake	04/29/2020	Entertainment/Theatre	40
Embassy Suites	Deerfield	03/21/2020	Hotel	29
Fram Group	Buffalo Grove	04/13/2020	Automotive	3

**Lake County Workforce Development Board  
Employer Connections Committee  
June 16, 2020**

---

**Most recent Permanent Layoffs not related to COVID-19**

Brightstar	Libertyville	04/01/2020	Merchant Wholesaler	57
Colbert Manufacturing	Lake Forest	03/20/2020	Manufacturing	81
Peapod	Lake Zurich	02/28/2020	Retail Distribution	377
Paris Presents Inc	Gurnee	03/30/2020	Distribution Warehouse	29
MGS	Antioch	03/06/2020	Manufacturing	65
Bear Down Logistics	Mundelein	04/19/2020	Logistics and Distribution	95
PharmMedium Healthcare Corporation	Lake Forest	04/20/2020	Pharmaceutical	166